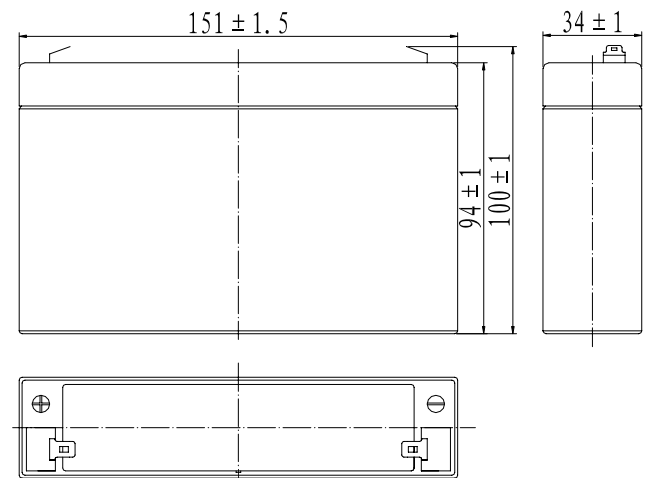


Specifications

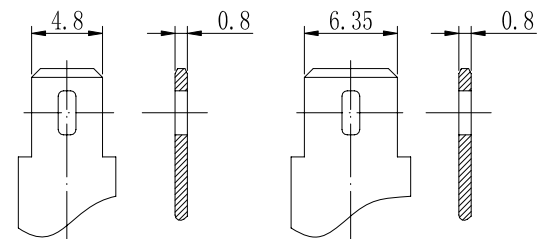
Nominal Voltage		6 V
Number of cell		3 cells
Capacity(20HR, 25°C)		9 Ah
Capacity(15min.rate, 25°C)		34 Watts/cell
Dimension	Length	151 ± 1.5mm (5.94inch)
	Width	34 ± 1mm (1.34inch)
	Height	94 ± 1mm (3.70inch)
	Total Height	100 ± 1mm (3.94inch)
Approx. Weight		1.35kg (2.98lbs) ± 5%
Terminal type		T1/T2
Internal resistance (Fully charged, 25°C)		Approx. 8mΩ
Capacity affected by temperature (20HR)	40°C	102%
	25°C	100%
	0°C	85%
	-15°C	65%
Self-discharge (25°C)	3 month	Remaining Capacity: 91%
	6 month	Remaining Capacity: 82%
	12 month	Remaining Capacity: 65%
Nominal operating temperature		25°C ± 3°C (77°F ± 5°F)
Operating temperature range	Discharge	-15°C ~ 50°C (5°F ~ 122°F)
	Charge	-10°C ~ 50°C (14°F ~ 122°F)
	Storage	-20°C ~ 50°C (-4°F ~ 122°F)
Float charging voltage(25°C)		6.80 to 6.90V Temperature compensation: -9mV/°C
Cyclic charging voltage(25°C)		7.25 to 7.45V Temperature compensation: -15mV/°C
Maximum charging current		2.7A
Terminal material		Copper
Maximum discharge current		135A(5 sec.)
Designed floating life(20°C)		3~5 years

- ◆ Absorbent glass mat technology;
- ◆ Recognized by UL & CE;
- ◆ ABS container.

Dimensions



Terminal



Terminal T1

Terminal T2

Constant Current Discharge Characteristics (A, 25°C)

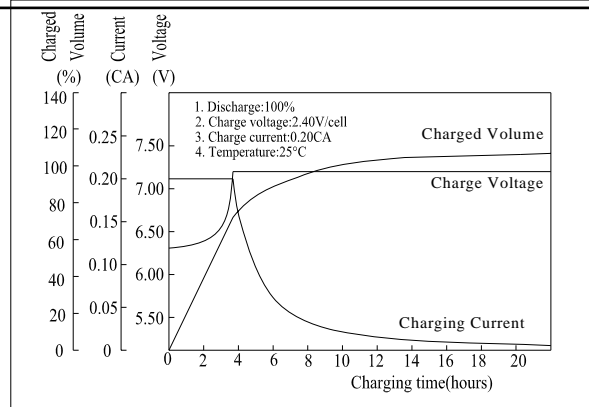
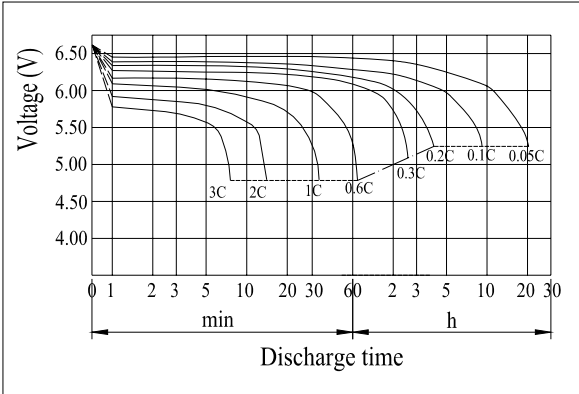
F.V/TIME	5min	10min	15min	20min	30min	45min	60min	3h	5h	10h	20h
1.60V/cell	37.3	22.8	18.0	14.3	9.87	7.08	5.59	2.34	1.61	0.87	0.466
1.65V/cell	36.1	22.1	17.5	13.9	9.68	6.94	5.51	2.33	1.60	0.86	0.464
1.67V/cell	35.6	21.8	17.3	13.7	9.56	6.85	5.45	2.32	1.59	0.86	0.463
1.70V/cell	34.7	21.2	16.9	13.4	9.38	6.73	5.37	2.31	1.59	0.86	0.462
1.75V/cell	33.2	20.3	16.3	12.9	9.15	6.56	5.26	2.30	1.58	0.86	0.459
1.80V/cell	31.3	19.2	15.5	12.3	8.82	6.32	5.10	2.23	1.53	0.84	0.450

Constant Power Discharge Characteristics (Watt/cell, 25°C)

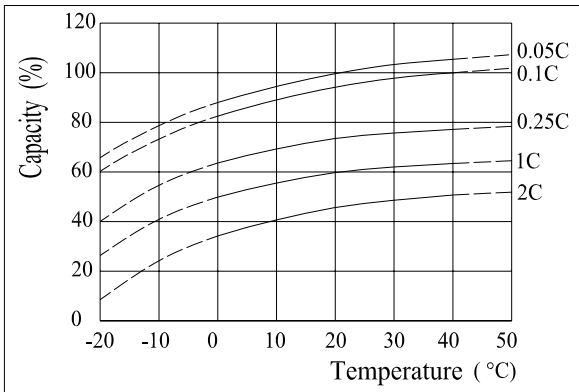
F.V/TIME	5min	10min	15min	20min	30min	45min	60min	3h	5h	10h	20h
1.60V/cell	70.8	44.0	35.4	28.1	19.5	13.9	11.0	4.68	3.21	1.74	0.93
1.65V/cell	68.7	42.7	34.6	27.4	19.1	13.7	10.8	4.65	3.19	1.73	0.93
1.67V/cell	67.6	42.1	34.0	27.0	18.8	13.5	10.7	4.64	3.18	1.73	0.93
1.70V/cell	65.8	41.0	33.3	26.4	18.5	13.2	10.6	4.62	3.17	1.72	0.92
1.75V/cell	63.0	39.2	32.2	25.5	18.0	12.9	10.4	4.59	3.15	1.71	0.92
1.80V/cell	59.5	37.0	30.5	24.1	17.4	12.5	10.0	4.45	3.06	1.68	0.90

Note: The above characteristics data can be obtained within three charge/discharge cycles.

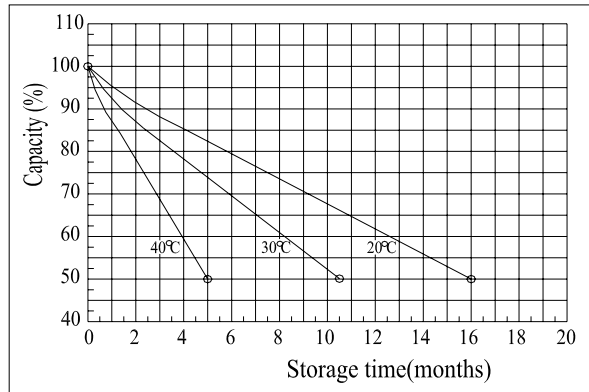
Discharge Characteristics(25°C)



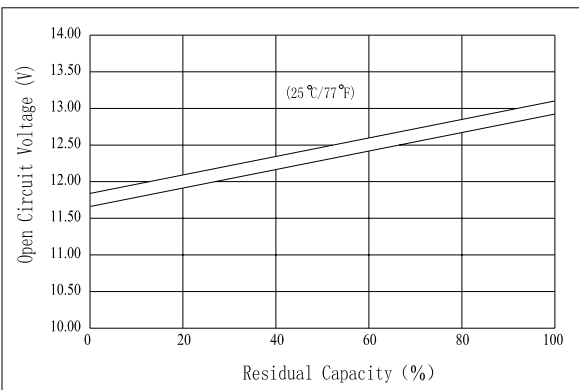
Effect of Temperature on Capacity



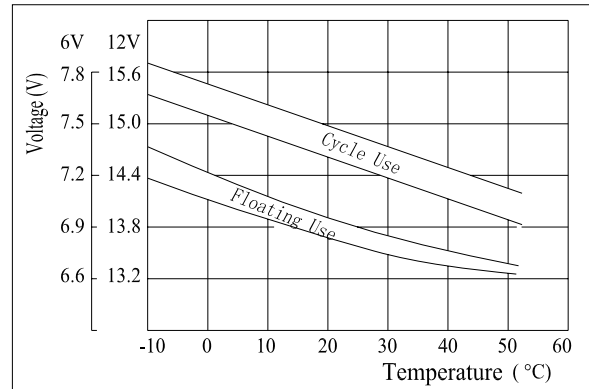
Self-discharge Characteristics



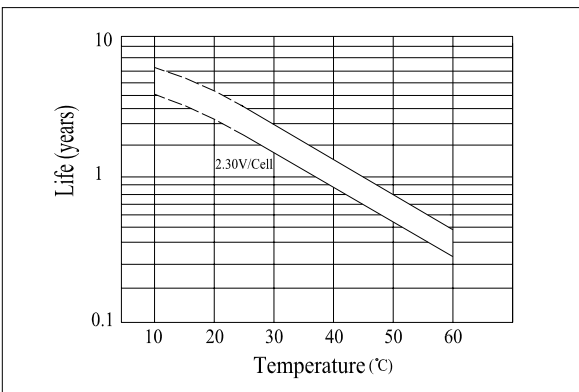
The Relationship for Open Circuit Voltage and Residual Capacity (25°C)



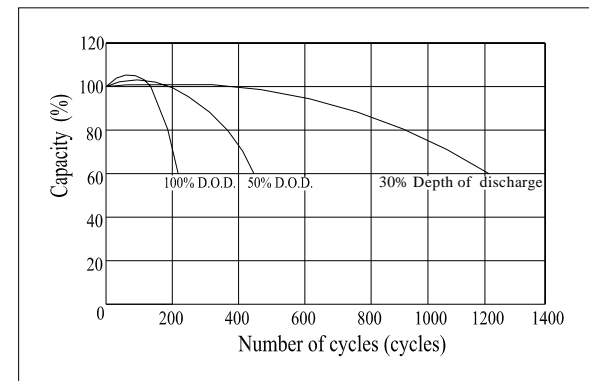
The Relationship for Charging Voltage and Temperature



Floating Life on Temperature



Cycle Life on D.O.D.(25°C)



Charging Characteristics(25°C)