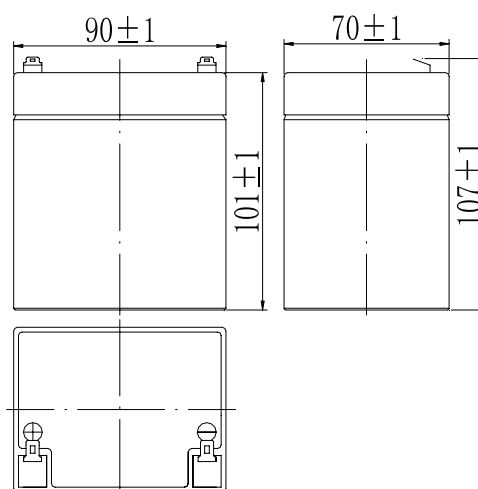


Specifications

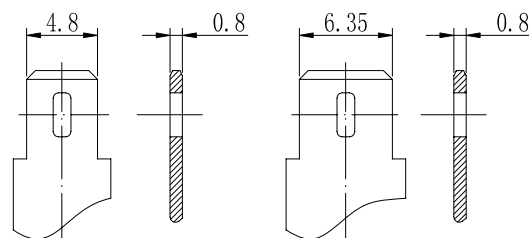
Nominal Voltage		12 V
Number of cell		6 cells
Capacity(20HR, 25°C)		4.5 Ah
Capacity(15min.rate, 25°C)		19 Watts/cell
Dimension	Length	90 ± 1mm (3.54inch)
	Width	70 ± 1mm (2.76inch)
	Height	101 ± 1mm (3.98inch)
	Total Height	107 ± 1mm (4.21inch)
Approx. Weight		1.6kg (3.53lbs) ± 5%
Terminal type		T1/T2
Internal resistance (Fully charged, 25°C)		Approx. 26m Ω
Capacity affected by temperature (20HR)	40°C	102%
	25°C	100%
	0°C	85%
	-15°C	65%
Self-discharge (25°C)	3 month	Remaining Capacity: 91%
	6 month	Remaining Capacity: 82%
	12 month	Remaining Capacity: 65%
Nominal operating temperature		25°C ± 3°C (77°F ± 5°F)
Operating temperature range	Discharge	-15°C ~ 50°C (5°F ~ 122°F)
	Charge	-10°C ~ 50°C (14°F ~ 122°F)
	Storage	-20°C ~ 50°C (-4°F ~ 122°F)
Float charging voltage(25°C)		13.60 to 13.80V Temperature compensation: -18mV/°C
Cyclic charging voltage(25°C)		14.50 to 14.90V Temperature compensation: -30mV/°C
Maximum charging current		1.35A
Terminal material		Copper
Maximum discharge current		67.5A(5 sec.)
Designed floating life(20°C)		3~5 years

- ◆ Absorbent glass mat technology;
- ◆ Recognized by UL & CE;
- ◆ ABS container.

Dimensions



Terminal



Terminal T1

Terminal T2

Constant Current Discharge Characteristics (A, 25°C)

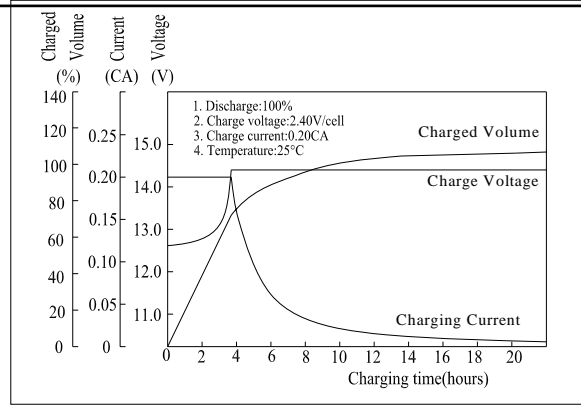
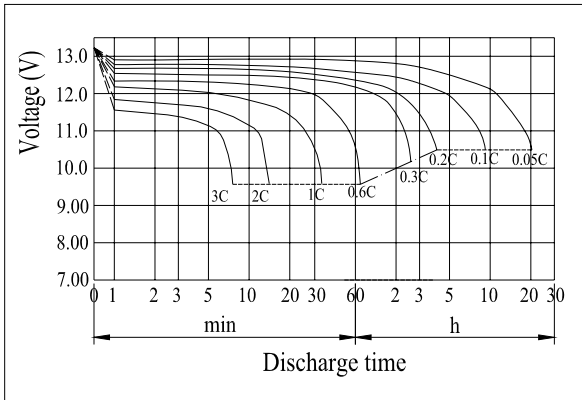
F.V/TIME	5min	10min	15min	20min	30min	45min	60min	3h	5h	10h	20h
1.60V/cell	20.8	12.7	10.0	7.95	5.51	3.95	3.12	1.17	0.80	0.43	0.23
1.65V/cell	20.2	12.4	9.79	7.76	5.40	3.87	3.07	1.16	0.80	0.43	0.23
1.67V/cell	19.9	12.2	9.63	7.63	5.33	3.82	3.04	1.16	0.80	0.43	0.23
1.70V/cell	19.3	11.8	9.43	7.48	5.23	3.75	2.99	1.16	0.79	0.43	0.23
1.75V/cell	18.5	11.3	9.11	7.22	5.11	3.66	2.93	1.15	0.79	0.43	0.23
1.80V/cell	17.5	10.7	8.63	6.84	4.92	3.53	2.84	1.11	0.76	0.42	0.22

Constant Power Discharge Characteristics (Watt/cell, 25°C)

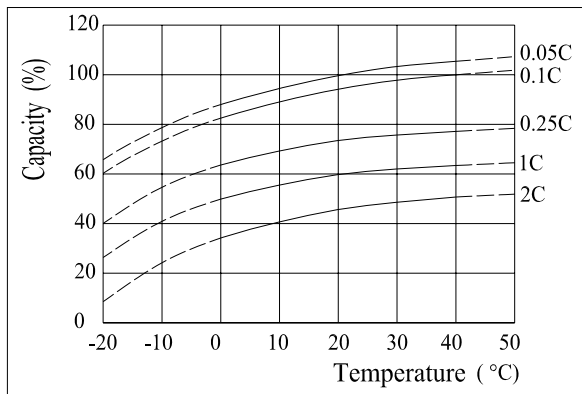
F.V/TIME	5min	10min	15min	20min	30min	45min	60min	3h	5h	10h	20h
1.60V/cell	39.5	24.6	19.8	15.7	10.9	7.78	6.14	2.34	1.61	0.87	0.47
1.65V/cell	38.3	23.8	19.3	15.3	10.6	7.63	6.05	2.33	1.60	0.86	0.46
1.67V/cell	37.7	23.5	19.0	15.0	10.5	7.53	5.99	2.32	1.59	0.86	0.46
1.70V/cell	36.7	22.9	18.6	14.7	10.3	7.39	5.90	2.31	1.59	0.86	0.46
1.75V/cell	35.2	21.9	17.9	14.2	10.1	7.21	5.78	2.30	1.58	0.86	0.46
1.80V/cell	33.2	20.6	17.0	13.5	9.7	6.95	5.60	2.23	1.53	0.84	0.45

Note: The above characteristics data can be obtained within three charge/discharge cycles.

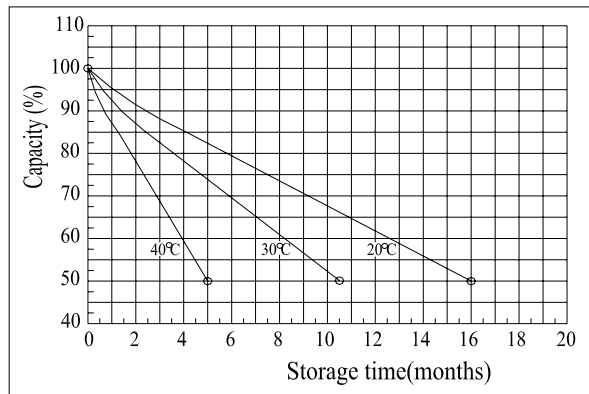
Discharge Characteristics(25°C)



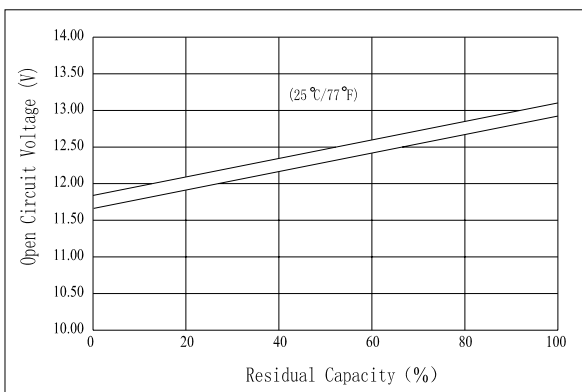
Effect of Temperature on Capacity



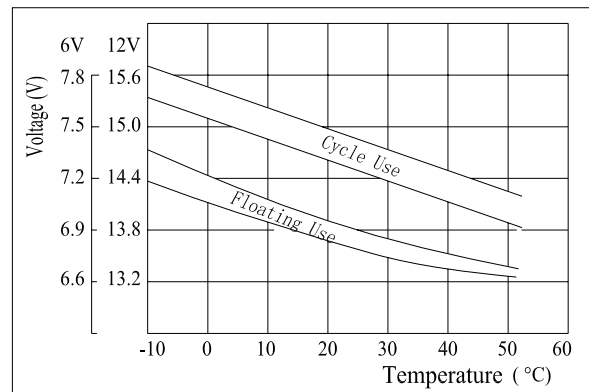
Self-discharge Characteristics



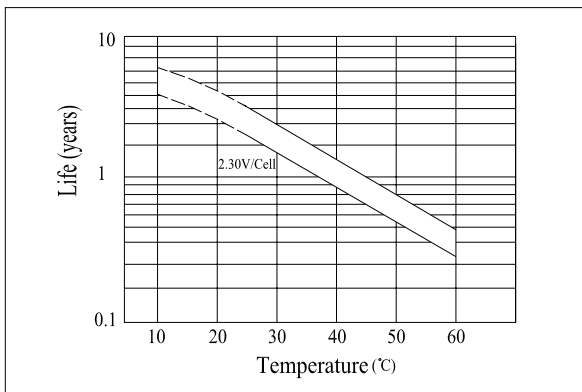
The Relationship for Open Circuit Voltage and Residual Capacity (25°C)



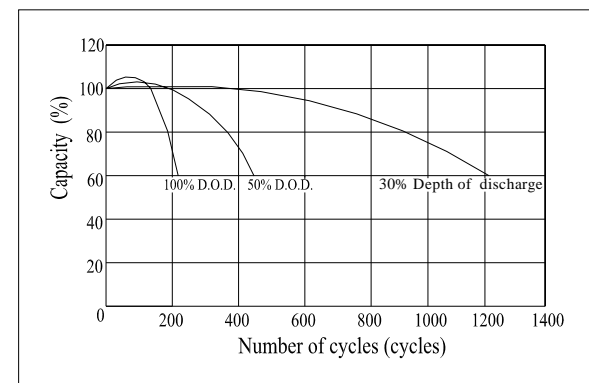
The Relationship for Charging Voltage and Temperature



Floating Life on Temperature



Cycle Life on D.O.D.(25°C)



Charging Characteristics(25°C)