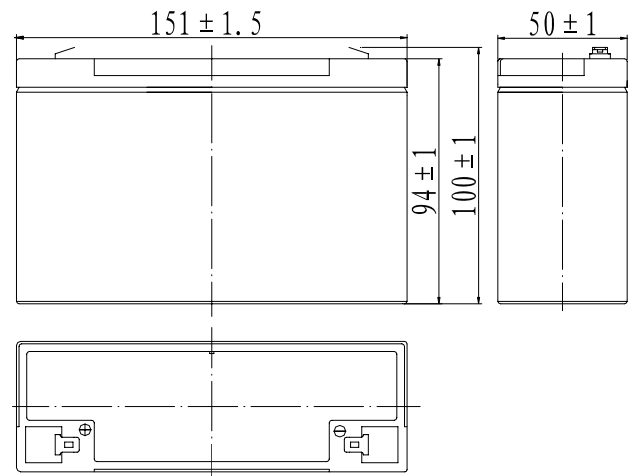


Specifications

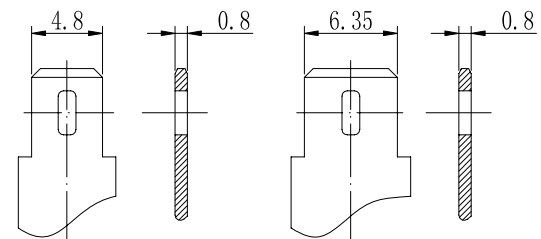
Nominal Voltage		6 V
Number of cell		3 cells
Capacity(20HR, 25°C)		12 Ah
Capacity(15min.rate, 25°C)		51 Watts/cell
Dimension	Length	151 ± 1.5mm (5.94inch)
	Width	50 ± 1mm (1.97inch)
	Height	94 ± 1mm (3.70inch)
	Total Height	100 ± 1mm (3.94inch)
Approx. Weight		2.0kg (4.41lbs) ± 5%
Terminal type		T1/T2
Internal resistance (Fully charged, 25°C)		Approx. 6m Ω
Capacity affected by temperature (20HR)	40°C	102%
	25°C	100%
	0°C	85%
	-15°C	65%
Self-discharge (25°C)	3 month	Remaining Capacity: 91%
	6 month	Remaining Capacity: 82%
	12 month	Remaining Capacity: 65%
Nominal operating temperature		25°C ± 3°C (77°F ± 5°F)
Operating temperature range	Discharge	-15°C ~ 50°C (5°F ~ 122°F)
	Charge	-10°C ~ 50°C (14°F ~ 122°F)
	Storage	-20°C ~ 50°C (-4°F ~ 122°F)
Float charging voltage(25°C)		6.80 to 6.90V Temperature compensation: -9mV/°C
Cyclic charging voltage(25°C)		7.25 to 7.45V Temperature compensation: -15mV/°C
Maximum charging current		3.6A
Terminal material		Copper
Maximum discharge current		180A(5 sec.)
Designed floating life(20°C)		3~5 years

- ◆ Absorbent glass mat technology;
- ◆ Recognized by UL & CE;
- ◆ ABS container.

Dimensions



Terminal



Terminal T1

Terminal T2

Constant Current Discharge Characteristics (A, 25°C)

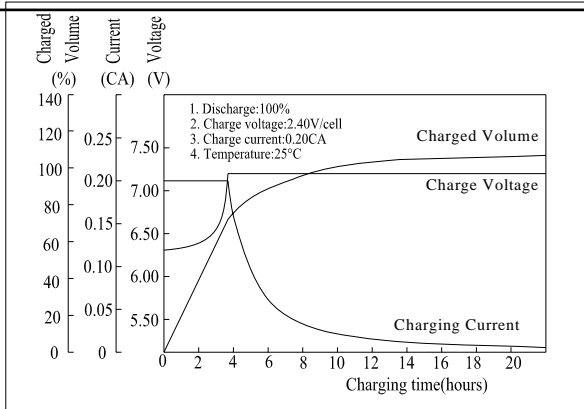
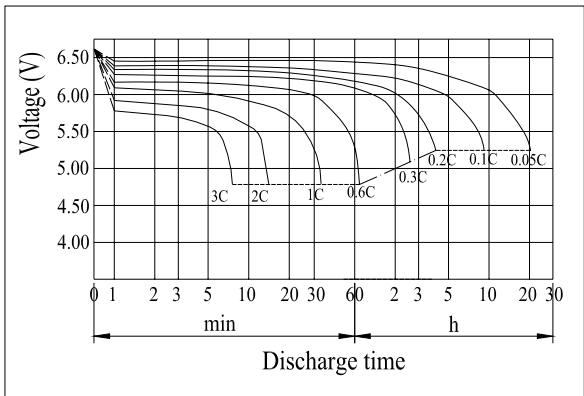
F.V/TIME	10min	15min	20min	30min	45min	60min	2h	3h	5h	10h	20h
1.60V/cell	34.3	27.0	21.4	14.8	10.6	8.39	4.38	3.12	2.14	1.16	0.62
1.65V/cell	33.2	26.3	20.9	14.5	10.4	8.26	4.36	3.10	2.13	1.15	0.62
1.67V/cell	32.7	25.9	20.5	14.3	10.3	8.18	4.35	3.09	2.12	1.15	0.62
1.70V/cell	31.9	25.4	20.1	14.1	10.1	8.05	4.32	3.08	2.11	1.15	0.62
1.75V/cell	30.5	24.5	19.4	13.7	9.8	7.89	4.26	3.06	2.10	1.14	0.61
1.80V/cell	28.8	23.2	18.4	13.2	9.5	7.65	4.15	2.97	2.04	1.12	0.60

Constant Power Discharge Characteristics (Watt/cell, 25°C)

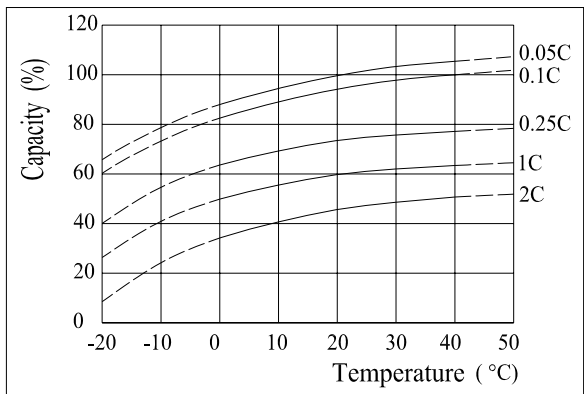
F.V/TIME	10min	15min	20min	30min	45min	60min	2h	3h	5h	10h	20h
1.60V/cell	66.1	53.2	42.1	29.2	20.9	16.5	8.68	6.24	4.28	2.31	1.24
1.65V/cell	64.1	51.9	41.1	28.6	20.5	16.3	8.63	6.21	4.26	2.31	1.24
1.67V/cell	63.1	51.0	40.5	28.3	20.3	16.1	8.60	6.19	4.25	2.30	1.24
1.70V/cell	61.5	50.0	39.6	27.7	19.9	15.9	8.55	6.16	4.23	2.29	1.23
1.75V/cell	58.8	48.3	38.3	27.1	19.4	15.5	8.43	6.12	4.20	2.28	1.22
1.80V/cell	55.5	45.7	36.2	26.1	18.7	15.1	8.21	5.94	4.07	2.23	1.20

Note: The above characteristics data can be obtained within three charge/discharge cycles.

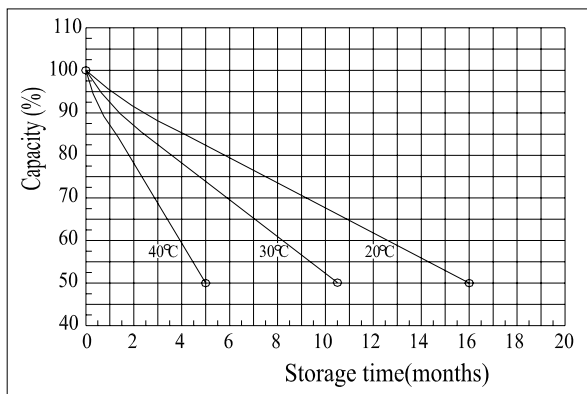
Discharge Characteristics(25°C)



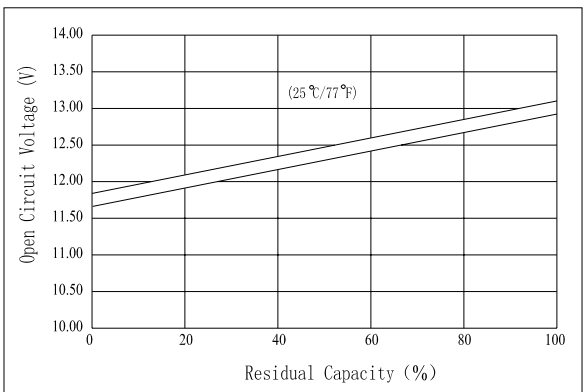
Effect of Temperature on Capacity



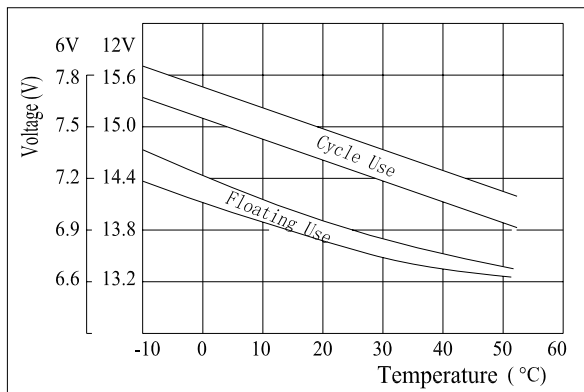
Self-discharge Characteristics



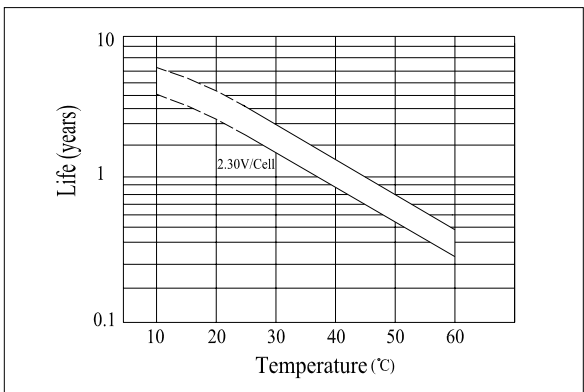
The Relationship for Open Circuit Voltage and Residual Capacity (25°C)



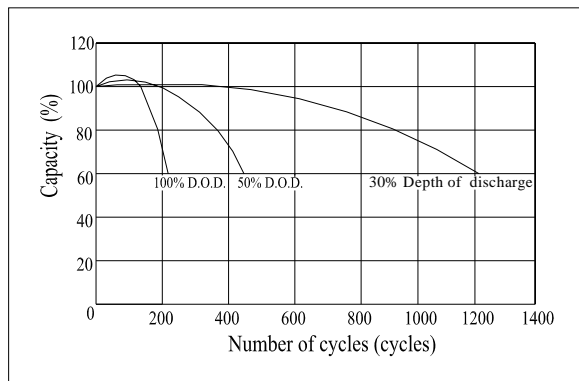
The Relationship for Charging Voltage and Temperature



Floating Life on Temperature



Cycle Life on D.O.D.(25°C)



Charging Characteristics(25°C)