

## Specifications

Nominal Voltage		2 V
Capacity (25°C)	120HR(1.80V)	610 Ah
	10HR(1.80V)	500 Ah
	1HR(1.60V)	280Ah
Dimension	Length	166 ± 2mm (6.53inch)
	Width	206 ± 2mm (8.11inch)
	Height	471 ± 3mm (18.5inch)
	Total Height	506 ± 3mm (19.9inch)
Approx. Weight		35.0kg (77.0lbs) ± 4%
Terminal type		T10
Internal resistance (Fully charged, 25°C)		Approx.0.60 m Ω
Capacity affected by temperature (10HR)	40°C	103%
	25°C	100%
	0°C	88%
	-15°C	70%
Self-discharge (25°C)	3 month	Remaining Capacity: 94%
	6 month	Remaining Capacity: 88%
	12 month	Remaining Capacity: 75%
Nominal operating temperature		25°C ± 3°C (77°F ± 5°F)
Operating temperature range	Discharge	-15°C ~ 50°C (5°F ~ 122°F)
	Charge	-10°C ~ 50°C (14°F ~ 122°F)
	Storage	-20°C ~ 50°C (-4°F ~ 122°F)
Float charging voltage(25°C)		2.25 to 2.27V Temperature compensation: -3mV/°C
Cyclic charging voltage(25°C)		2.35 to 2.40V Temperature compensation: -4mV/°C
Maximum charging current		100A
Terminal material		Copper
Maximum discharge current		2500A(5 sec.)
Designed floating life(20°C)		20 years

- ◆ Gelled electrolyte technology;
- ◆ Tubular Positive Plate;
- ◆ ABS container.
- ◆ DIN 40742 Standard.

## Constant Current Discharge Characteristics (A, 25°C)

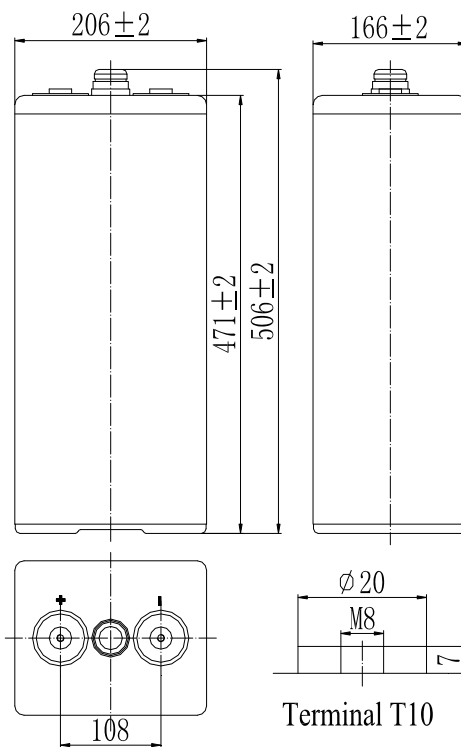
F.V/TIME	30min	60min	2h	3h	4h	5h	6h	8h	10h	20h	24h	48h	72h	100h	120h
1.65V	417	281	172	132	107	91.0	78.0	61.5	51.0	26.9	23.2	---	----	----	----
1.70V	404	274	170	131	106	90.0	77.5	61.0	50.5	26.9	23.1	12.3	----	---	----
1.75V	394	268	168	130	105	89.5	77.0	60.5	50.5	26.7	23.0	12.2	8.30	---	---
1.80V	380	260	163	126	102	87.0	74.5	58.5	50.0	26.5	22.9	12.1	8.25	----	---
1.85V	361	247	155	120	97.0	82.5	71.0	55.5	47.5	25.2	21.8	11.9	8.10	6.05	5.10

## Constant Power Discharge Characteristics (Watt, 25°C)

F.V/TIME	30min	60min	2h	3h	4h	5h	6h	8h	10h	20h	24h	48h	72h	100h	120h
1.65V	779	534	331	259	209	179	154	122	101	54.0	46.7	----	---	---	----
1.70V	755	520	328	257	207	178	153	121	101	53.5	46.3	24.8	----	---	----
1.75V	737	510	323	255	206	177	152	120	100	53.5	46.2	24.6	17.0	----	---
1.80V	710	494	315	247	200	171	147	116	100	53.0	46.1	24.5	16.9	---	---
1.85V	674	470	300	235	190	163	140	110	95	50.4	43.8	24.0	16.5	12.2	10.4

Note: The above characteristics data can be obtained within three charge/discharge cycles.

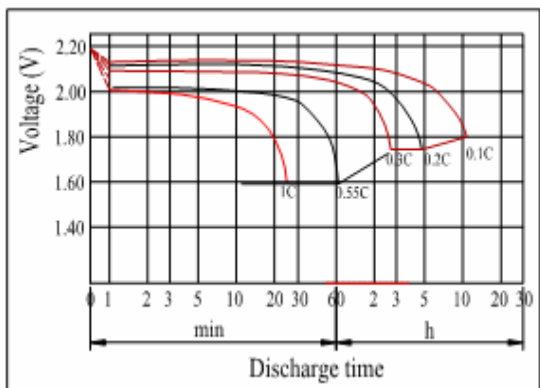
## Dimensions



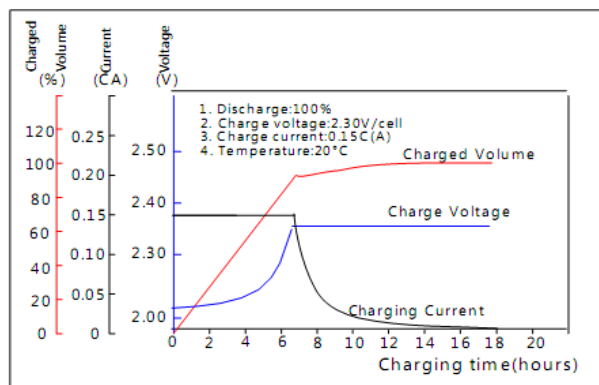
Terminal T10

# CFPV2500(2V500Ah)

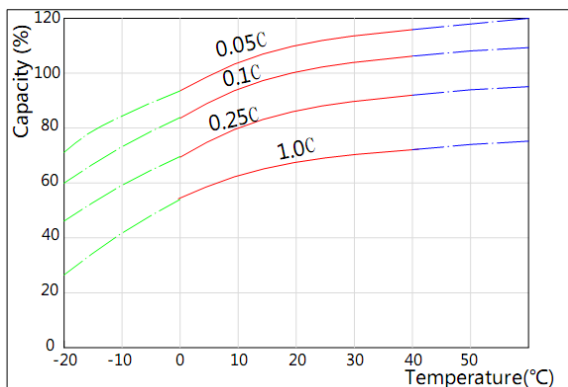
## Discharge Characteristics(25°C)



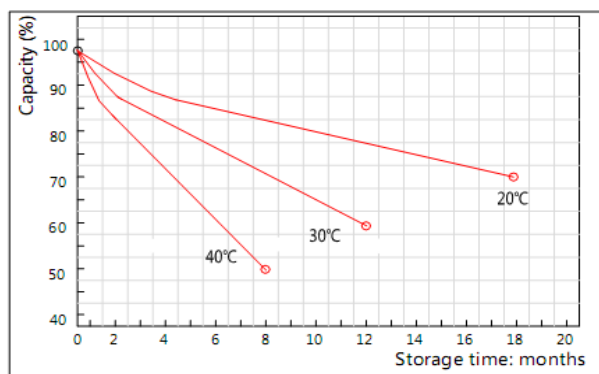
## Charging Characteristics(25°C)



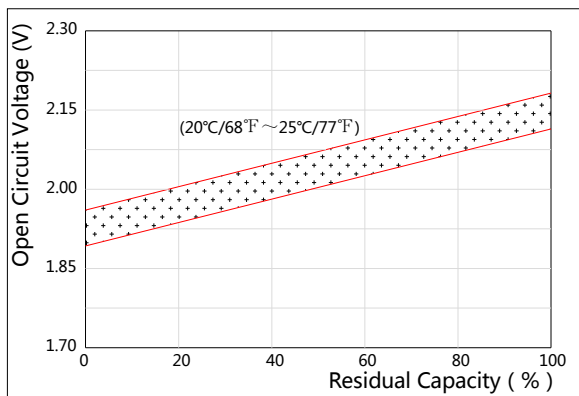
## Effect of Temperature on Capacity



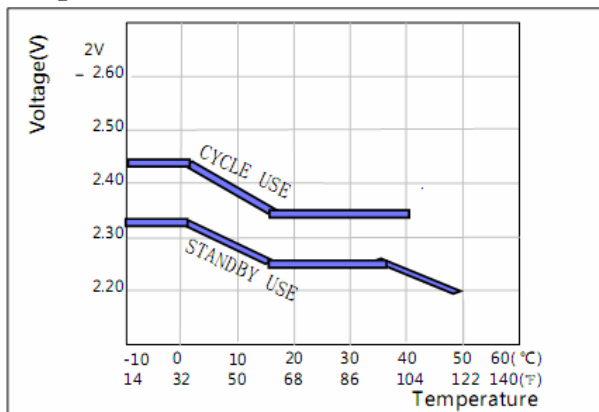
## Self-discharge Characteristics



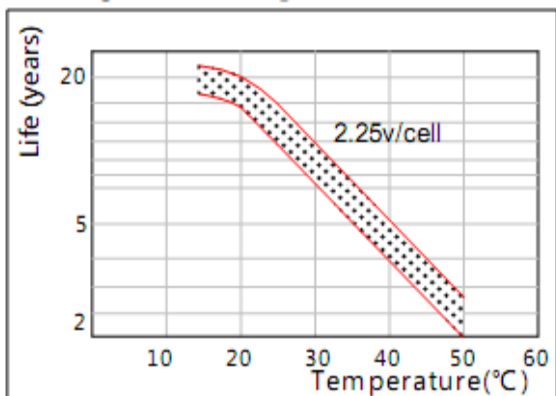
## The Relationship for Open Circuit Voltage and Residual Capacity (25°C)



## The Relationship for Charging Voltage and Temperature



## Floating Life on Temperature



## Cycle Life on D.O.D(25°C)

