

LFP12220S(12V220Ah)

Specifications

Nominal Voltage		12 V
Capacity (25°C)	10HR(10.8V)	220 Ah
	5HR(10.5V)	192.5Ah
	1HR(9.60V)	136Ah
Dimension	Length	499 ± 2mm (19.65inch)
	Width	260 ± 2mm (10.24inch)
	Height	218 ± 2mm (8.58inch)
	Total Height	241 ± 2mm (9.49inch)
Approx. Weight		64.5kg (142.2lbs) ± 3%
Terminal type		T12
Internal resistance (Fully charged, 25°C)		Approx. 3mΩ
Capacity affected by temperature (10HR)	40°C	102%
	25°C	100%
	0°C	85%
	-15°C	65%
Self-discharge (25°C)	3 month	Remaining Capacity: 91%
	6 month	Remaining Capacity: 82%
	12 month	Remaining Capacity: 65%
Nominal operating temperature		25°C ± 3°C (77°F ± 5°F)
Operating temperature range	Discharge	-15°C ~ 50°C (5°F ~ 122°F)
	Charge	-10°C ~ 50°C (14°F ~ 122°F)
	Storage	-20°C ~ 50°C (-4°F ~ 122°F)
Float charging voltage(25°C)	13.50 to 13.80V Temperature compensation: -18mV/°C	
Cyclic charging voltage(25°C)	14.50 to 14.90V Temperature compensation: -30mV/°C	
Maximum charging current	66A	
Terminal material	Copper	
Maximum discharge current	1700A(5 sec.)	
Designed floating life(20°C)	12 years	

- ◆ Absorbent glass mat technology;
- ◆ Recognized by UL & CE;
- ◆ ABS container.

Constant Current Discharge Characteristics (A, 25°C)

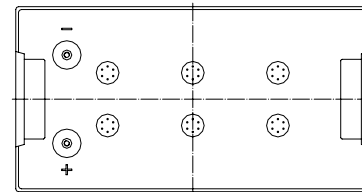
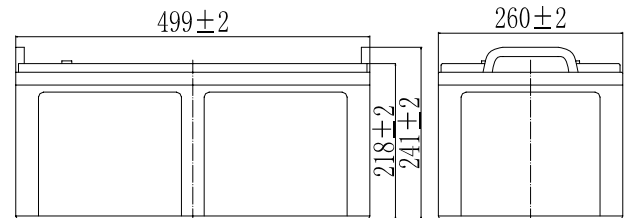
F.V/TIME	15min	30min	60min	2h	3h	4h	5h	6h	8h	10h	20h
9.60V	363	220	136	80.4	56.1	46.0	39.3	34.3	26.9	22.4	11.8
9.90V	354	216	134	79.9	55.8	45.7	39.0	34.1	26.8	22.4	11.7
10.2V	341	209	131	79.2	55.4	45.4	38.8	33.9	26.6	22.3	11.7
10.5V	330	204	128	78.0	55.0	45.1	38.5	33.7	26.4	22.2	11.6
10.8V	312	196	124	76.0	53.4	43.7	37.3	32.7	25.6	22.0	11.6

Constant Power Discharge Characteristics (Watt, 25°C)

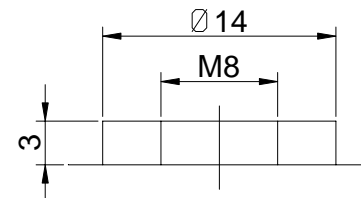
F.V/TIME	15min	30min	60min	2h	3h	4h	5h	6h	8h	10h	20h
9.60V	3986	2468	1555	931	660	541	464	406	320	267	141
9.90V	3890	2419	1532	925	656	538	461	403	318	267	141
10.2V	3747	2345	1493	917	651	534	458	401	316	266	140
10.5V	3619	2288	1463	903	647	530	455	398	314	265	140
10.8V	3428	2204	1418	880	627	514	441	386	304	263	139

Note: The above characteristics data can be obtained within three charge/discharge cycles.

Dimensions

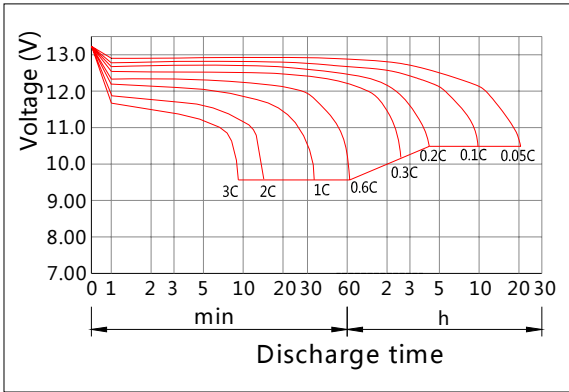


Terminal

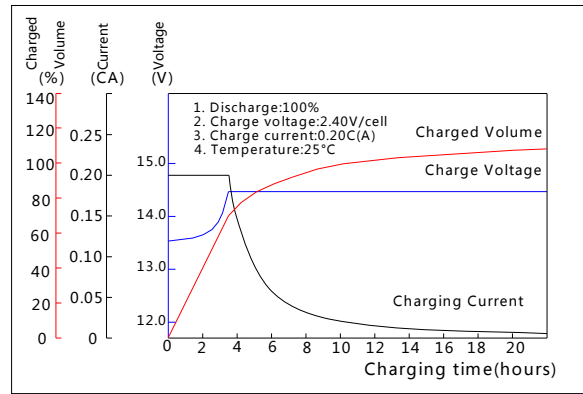


Terminal T12

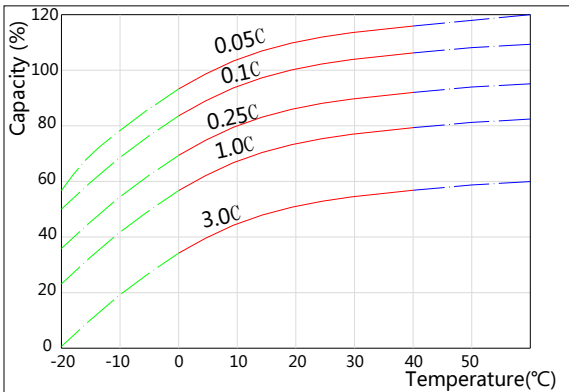
Discharge Characteristics(25°C)



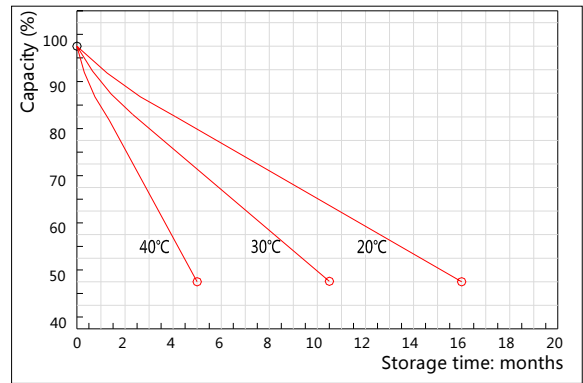
Charging Characteristics(25°C)



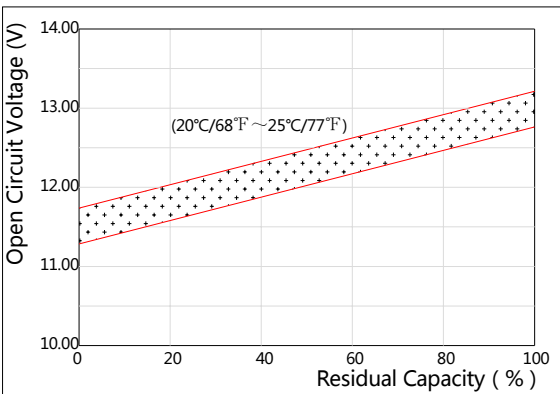
Effect of Temperature on Capacity



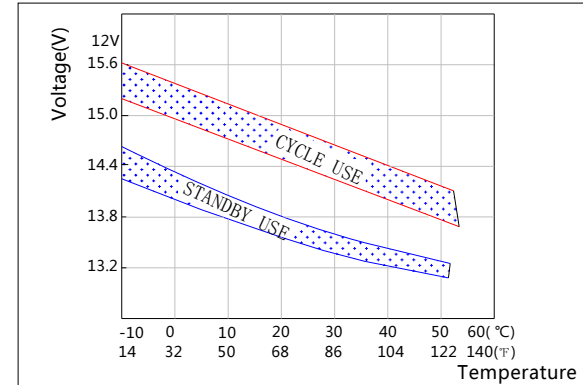
Self-discharge Characteristics



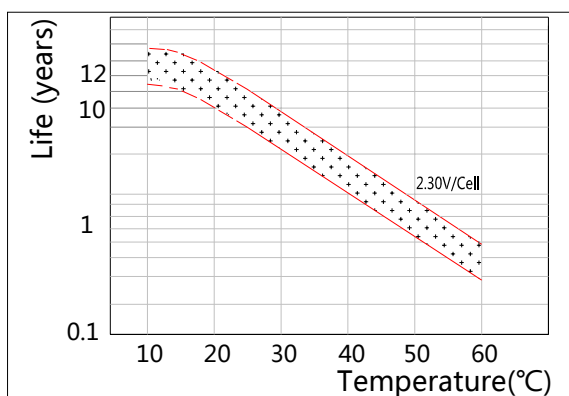
The Relationship for Open Circuit Voltage and Residual Capacity (25°C)



The Relationship for Charging Voltage and Temperature



Floating Life on Temperature



Cycle Life on D.O.D(25°C)

