

Specifications

| | | |
|---|--------------|---|
| Nominal Voltage | | 12 V |
| Capacity (25°C) | 20HR(10.5V) | 10Ah |
| | 10HR(10.5V) | 9.3Ah |
| | 1HR(9.60V) | 6.5Ah |
| Dimension | Length | 151 ± 1.5mm (5.94inch) |
| | Width | 98 ± 1mm (3.86inch) |
| | Height | 95 ± 1mm (3.74inch) |
| | Total Height | 101 ± 1mm (3.98inch) |
| Approx. Weight | | 3.15kg (7.05lbs) ± 5% |
| Terminal type | | T2/T1 |
| Internal resistance (Fully charged, 25°C) | | Approx. 32mΩ |
| Capacity affected by temperature (20HR) | 40°C | 102% |
| | 25°C | 100% |
| | 0°C | 85% |
| | -15°C | 65% |
| Self-discharge (25°C) | 3 month | Remaining Capacity: 91% |
| | 6 month | Remaining Capacity: 82% |
| | 12 month | Remaining Capacity: 65% |
| Nominal operating temperature | | 25°C ± 3°C (77°F ± 5°F) |
| Operating temperature range | Discharge | -15°C ~ 50°C (5°F ~ 122°F) |
| | Charge | -10°C ~ 50°C (14°F ~ 122°F) |
| | Storage | -20°C ~ 50°C (-4°F ~ 122°F) |
| Float charging voltage(25°C) | | 13.60 to 13.80V Temperature compensation: -18mV/°C |
| Cyclic charging voltage(25°C) | | 14.50 to 14.90V Temperature compensation: -30mV/°C |
| Maximum charging current | | 3.0A |
| Terminal material | | Copper |
| Maximum discharge current | | 150A(5 sec.) |
| Designed floating life(20°C) | | 10years |

- ◆ Absorbent glass mat technology;
- ◆ Recognized by UL & CE;
- ◆ ABS container.

Constant Current Discharge Characteristics (A, 25°C)

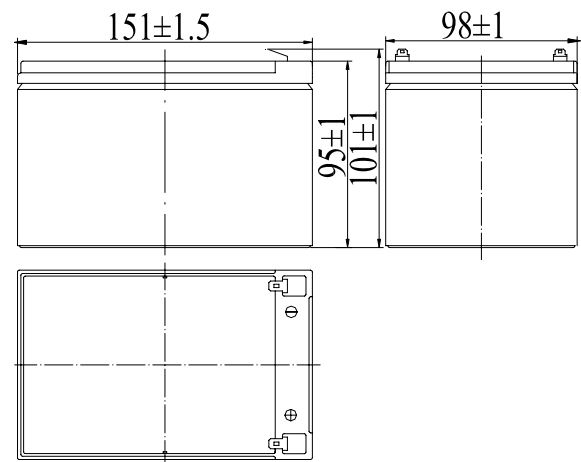
| F.V/TIME | 10min | 15min | 30min | 60min | 2h | 3h | 4h | 5h | 8h | 10h | 20h |
|----------|-------|-------|-------|-------|------|------|------|------|------|------|------|
| 9.60V | 24.0 | 19.0 | 10.6 | 6.50 | 3.55 | 2.55 | 2.04 | 1.73 | 1.12 | 0.94 | 0.51 |
| 9.90V | 23.3 | 18.5 | 10.4 | 6.40 | 3.53 | 2.54 | 2.03 | 1.72 | 1.12 | 0.94 | 0.51 |
| 10.2V | 22.3 | 17.9 | 10.1 | 6.24 | 3.50 | 2.52 | 2.01 | 1.71 | 1.11 | 0.94 | 0.50 |
| 10.5V | 21.4 | 17.3 | 9.83 | 6.12 | 3.45 | 2.50 | 2.00 | 1.70 | 1.10 | 0.93 | 0.50 |
| 10.8V | 20.2 | 16.3 | 9.47 | 5.93 | 3.36 | 2.43 | 1.94 | 1.65 | 1.07 | 0.91 | 0.49 |

Constant Power Discharge Characteristics (Watt, 25°C)

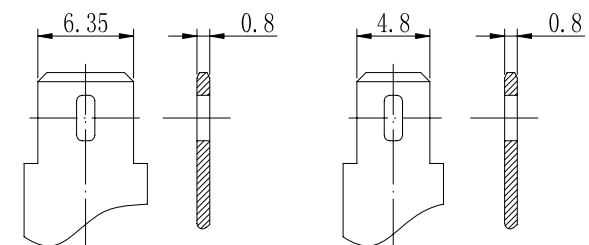
| F.V/TIME | 10min | 15min | 30min | 60min | 2h | 3h | 4h | 5h | 8h | 10h | 20h |
|----------|-------|-------|-------|-------|------|------|------|------|------|------|------|
| 9.60V | 271 | 217 | 121 | 75.3 | 41.6 | 30.3 | 24.3 | 20.7 | 13.5 | 11.3 | 6.09 |
| 9.90V | 263 | 211 | 119 | 74.1 | 41.3 | 30.1 | 24.2 | 20.6 | 13.4 | 11.3 | 6.07 |
| 10.2V | 252 | 204 | 115 | 72.3 | 41.0 | 29.9 | 24.0 | 20.4 | 13.3 | 11.2 | 6.04 |
| 10.5V | 241 | 197 | 113 | 70.8 | 40.3 | 29.7 | 23.8 | 20.3 | 13.2 | 11.2 | 6.00 |
| 10.8V | 227 | 186 | 108 | 68.6 | 39.3 | 28.8 | 23.1 | 19.7 | 12.8 | 10.9 | 5.88 |

Note: The above characteristics data can be obtained within three charge/discharge cycles.

Dimensions



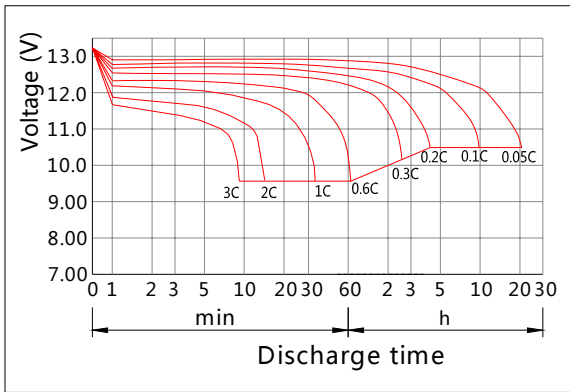
Terminal



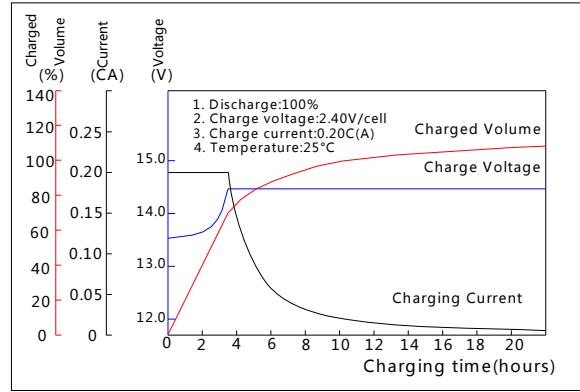
Terminal T2

Terminal T1

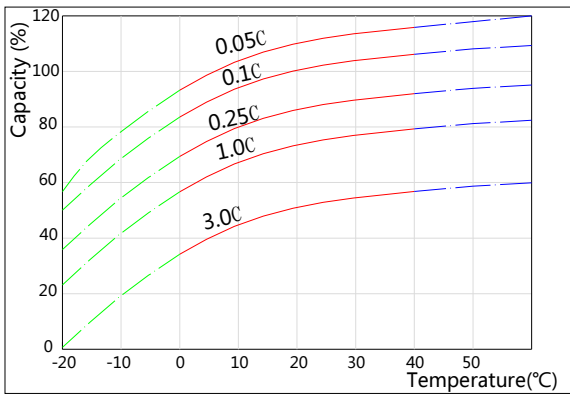
Discharge Characteristics(25°C)



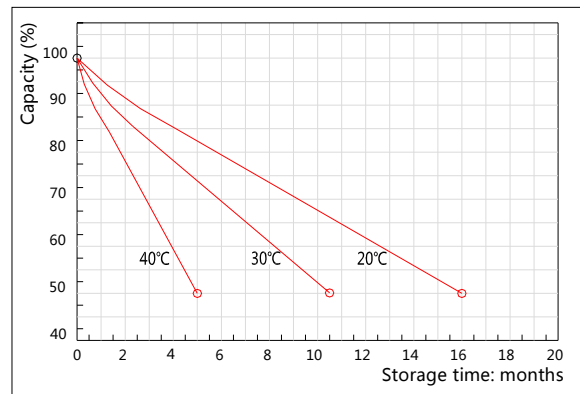
Charging Characteristics(25°C)



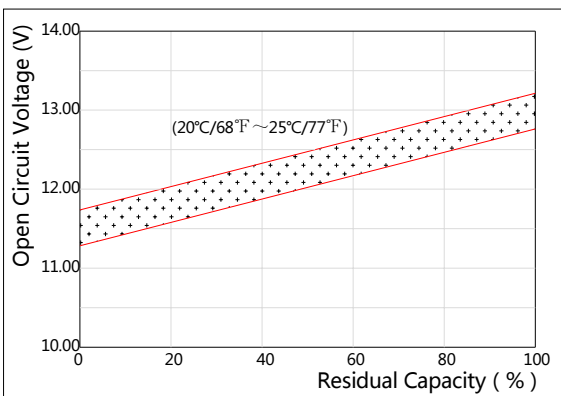
Effect of Temperature on Capacity



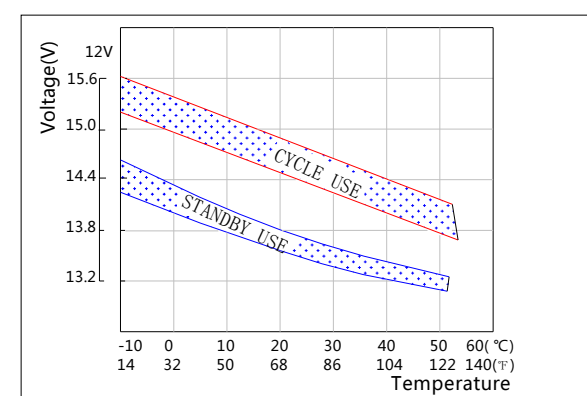
Self-discharge Characteristics



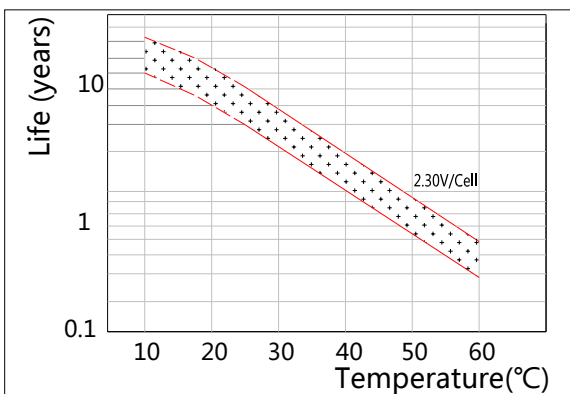
The Relationship for Open Circuit Voltage and Residual Capacity (25°C)



The Relationship for Charging Voltage and Temperature



Floating Life on Temperature



Cycle Life on D.O.D(25°C)

